

Magic Fast™ HRP Conjugation Kit CD4001-5mg

(User Reference Guide)

Important Notes

The information provided in this document and the methods included in this package are for information purposes only. Creative Diagnostics provides no warranty of performance or suitability for the purpose described herein. The performance of labeling using this kit may be affected by many different variables, including but not limited to: purity and complexity of the antibody, differences in preparation techniques, operator abilities, and environmental conditions. Sample data are provided for illustration and example purposes only. Information about the chemicals and reagents used in the kit are provided as necessary.


The reagents provided are for research use only. Not for use in diagnostic procedures.

Product overview

Creative Diagnostics has designed the Magic Fast™ HRP conjugation kit to enable the direct labeling of any Antibodies, Proteins, Peptides or other biomolecules with an available Amine Group to accelerate life science fundamental research and the development of the diagnostic kit. Our technology can be used to label both small (e.g. 10 µg) and large quantities of biomolecules with ease. The researcher simply pipettes their materials into the vial and incubates for 2 hours.

Performance

- Material selection: Any proteins, Antibodies, Antibody fragments, Peptides or other biomolecules with available amine groups.
- Reactivity: Amine.
- Linkage stability: Activation of proprietary reagents within the offered solution results in directional covalent bonding of HRP to the biomolecules.
- East-to-go: By circumventing desalting or dialysis steps that commonly interrupt traditional antibody conjugation procedures, the researchers get the conjugated biomolecules after simply mixing the materials together.
- Yield: Circumvention of the purification steps makes our Magic Fast™ HRP conjugation kit can reach 100% recovery and allows materials to start at small quantities (e.g. 10 µg).
- Rate: Instant reaction; the whole process less than 2 hours.
- Consistence: Good reproducibility from batch to batch.



Kit Components

This kit provides materials to perform 5 mg antibody (150 KDa) HRP conjugations.

Product No.	CD4001-5 mg
Catalyzer Solution A	100 ul × 1
Activated HRP Solution B (10 mg/ml)	1255 µl × 1

Recommended Application Notes

- Solution A (ul) / Material (ug): 1 µl / 100 µg
- Material (mol) / Solution B (mol): 1/10

Each laboratory should determine an optimum amount for use in its particular application. The kit above is designed for antibodies, but works well for any amine-containing biomolecule. Please follow same technical tips if required.

Buffer Considerations


Buffer Components & Conditions	
Amine free buffer (e.g HEPES, MES, MOPS and phosphate)	Yes
Borate buffer	Yes
Chelating agents (e.g. EDTA)	Yes
Glycerol	No
Glycine	No
Material supplied in ascites fluid, serum, hybridoma or tissue culture media	No
Merthiolate	No
Non-buffering salts (e.g. sodium chloride)	Yes
Other biomolecules	Primary amines required
Peptides	Yes
pH	6.5-8.5
Proclin	No
Proteins	Yes
Purified antibody	Yes
Sodium Azide	No
Sugars	Yes
Thiomersal / Thimerosal	No
Tris	No

Storage

Solution A: Stable at 4°C for 1 week. Store at -20°C or below for 18 months.

Solution B: Stable at 4°C for 1 week. Store at -20°C or below for 18 months.

Conjugated Materials: Stable at 4°C for 1 month. Stable at -20°C for 12 months if glycerol is added (v/v = 1/1).



Magic Fast™ HRP Conjugation Kit CD4001-5mg

(User Reference Guide)

Protocol

1. Equilibrate all materials and prepared reagents to room temperature prior to use.
2. Add 25 μ l of Solution B (Activated HRP solution) to each 100 μ g of antibody to be labeled and mix gently.
3. Add 1 μ l of Solution A (Catalyzer solution) to each 100 μ g of antibody to be labeled and mix gently.
4. Replace cap on the vial and leave standing for 2 hours in the dark at room temperature (20-25°C). Longer incubation times, such as overnight at 4°C is also recommended and have no negative effect on the conjugation.
5. After incubating, the conjugated reagent is ready to use. This conjugation do not require purification.

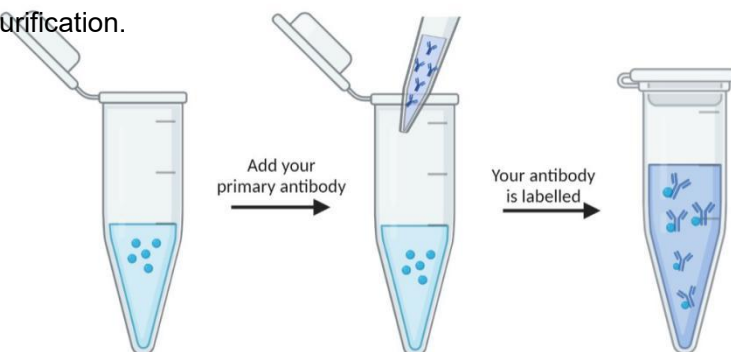


Figure 1. Assay Procedure of Magic Fast™ HRP Conjugation Kit

Note: The kit above is designed for antibodies, but works well for any amine containing biomolecule. Please follow same technical tips if required.